

BEFORE THE BOARD OF STEVENS COUNTY COMMISSIONERS

IN THE MATTER OF ADOPTING THE) RESOLUTION NO. 45-2011
PROPOSED SIX-YEAR TRANSPORTATION)
IMPROVEMENT PROGRAM (2012-2017)) ADOPTING THE SIX-YEAR
) TRANSPORTATION
) IMPROVEMENT PROGRAM

WHEREAS, after due notice, a public hearing on the proposed Six-Year Transportation Improvement Program (2012-2017) was held on June 27, 2011, in accordance with RCW 36.81.121; AND

WHEREAS, the priority array and bridge report as prepared by the County Engineer has been considered in the preparation of the these programs; AND


WHEREAS, the Board of County Commissioners has considered matters presented at said public hearing.


NOW THEREFORE, IT IS HEREBY RESOLVED by the Board of County Commissioners that the Stevens County Six-Year Transportation Improvement Program (2012-2017) hereto attached, along with supporting documents, is adopted as presented.


Passed by the Board of Stevens County Commissioners meeting in regular session at Colville, Washington, by the following vote, then signed by its membership and attested to by its Clerk in authorization of such passage the 27th day of June, 2011.

3 YEA; 0 NAY; 0 ABSTAIN; and 0 ABSENT


BOARD OF COUNTY COMMISSIONERS
OF STEVENS COUNTY, WASHINGTON


Chairman Larry Guenther


Commissioner Malcolm Friedman


Commissioner Don Dashiell

ATTEST:


Polly Coleman
Clerk of the Board

**BRIDGE STATUS REPORT
STEVENS COUNTY BRIDGES 2011**

107 FORD BRIDGE Rating 98.47	Reinforced concrete structure, with concrete poured-in-place piling. Superstructure, prestressed concrete bulb "T" girders. Asphalt wearing surface. New bridge in 2001
108 LYONS HILL Rating 77.74	Steel substructure with steel piling, steel girders and corrugated metal decking. Asphalt wearing surface. Bridge is in good condition.
109 ALLEN-CHAM CRK Rating 78.88	Steel substructure with steel piling, reinforced concrete deck slab. Bridge is in good condition.
110 CHAMOKANE Rating 72.50	Steel substructure with steel piling, steel girders and corrugated metal deck. Asphalt wearing surface. Bridge is in good condition.
111 KNOX Rating 83.96	Reinforced concrete substructure on piling, prestressed concrete girders. Concrete deck with asphalt wearing surface. Bridge is in good condition.
112 REED Rating 79.37	Reinforced concrete substructure on concrete footings. Prestressed concrete. Box girders. Concrete deck. Bridge is in good condition.
113 LANHAM Rating 64.53	Reinforced concrete substructure on piling. Prestressed concrete girders. Concrete deck, asphalt wearing surface. Bridge is in good condition.
114 FINCH Rating 70.47	Reinforced concrete substructure on piling. Prestressed concrete girders. Concrete deck, asphalt wearing surface. Bridge is in good condition
129 COLVILLE-ARIS Rating 94.80	Bridge rehabbed 2008. Prestressed concrete bulb "T" girders with attached deck. Bridge constructed on original footings. Bridge is new.
130 MEYERS FALLS Rating 84.88	Reinforced concrete substructure, concrete footings. Prestressed concrete girders, cast-in-place concrete deck. Bridge is in good condition.
131 HALL Rating 81.08	Reinforced concrete substructure, on piling. Prestressed concrete bulb "T" beams, concrete deck. Asphalt wearing surface. Bridge is in good condition.
131A SLOUGH Rating 60.43	Reinforced concrete substructure, concrete footings, concrete deck, asphalt wearing surface. Bridge has scour problem, otherwise in fair condition.
132 PALMERS Rating 74.91	Reinforced concrete substructure, concrete footings. Steel welded girders, with corrugated metal decking. Asphalt wearing surface. New guardrail installed in 2002. Some decking replaced by County.

133 JOHNSON-OAKSOT Rating 78.12	Reinforced concrete pile cap, cast-in-place concrete piling. Prestressed concrete bulb "T" beams. Concrete deck, asphalt wearing surface. Bridge is in good condition.
134 HAM Rating 71.14	Reinforced concrete substructure, on piling. Welded steel girders, with corrugated metal decking. Asphalt wearing surface. Bridge is in good condition. New guardrail installed 2002.
135 ORIN Rating 78.90	Reinforced concrete substructure, on piling. Welded steel girders, with corrugated metal decking. Asphalt wearing surface. New guardrail installed 2002. Bridge is in good condition.
136 ARDEN HILL Rating 91.95	Steel substructure, steel piling. Steel welded girders with corrugated metal decking. Asphalt wearing surface. New guardrail installed in 2002. Bridge is in good condition.
138 TWELVE MILE Rating 90.04	Reinforced concrete substructure, concrete footings. Steel welded girders with corrugated metal decking. Asphalt wearing surface. New guardrail installed in 2002. Decking should be replaced. Rust at seams with section loss.
140 ADDY Rating 78.84	Reinforced concrete substructure, concrete piling. Concrete deck slab. Asphalt wearing surface. Bridge is in good condition.
141 BLUE CREEK Rating 79.48	Reinforced concrete substructure, concrete piling. Concrete deck slab. Asphalt wearing surface. Bridge is in good condition.
142 GRAHAM Rating 78.69	Steel substructure, steel piling. Steel welded girders with metal corrugated decking. Asphalt wearing surface. Bridge is in good condition.
143 NEVINS Rating 72.15	Reinforced concrete substructure, concrete footings. Steel welded girders with corrugated metal decking. Asphalt wearing surface. Bridge is in good condition.
144 BURR Rating 78.55	Reinforced concrete substructure, on piling. Prestressed concrete T beams, concrete deck. Asphalt wearing surface. Bridge condition OK.
145 ALM Rating 74.86	Steel substructure with steel piling. Steel welded girders with corrugated metal decking. Asphalt wearing surface. Bridge condition OK.
146 KULZER Rating 86.43	Reinforced concrete substructure, concrete piling. Concrete deck slab. Asphalt wearing surface. Bridge is in good condition.
148 NEWTON Rating 80.85	Reinforced concrete substructure, concrete piling. Concrete deck. Asphalt wearing surface. Bridge is in good condition.

149 VALLEY STATION Rating 75.56	Reinforced concrete substructure on piling. Steel H beams with corrugated metal decking. Asphalt wearing surface. Bridge is in good condition.
167 LOWER ROCKY CREEK Rating 81.96	Timber substructure with piling. Timber beams with timber deck. Bridge is in good condition.
168 LITTLE DEEP CREEK Rating 80.76	Reinforced concrete substructure. Concrete footings. Steel H beams with corrugated metal decking. Asphalt wearing surface. Bridge is in good condition.
210 SKIDMORE Rating 90.86	Reinforced concrete substructure, concrete footings. Steel H beams with corrugated metal decking. Asphalt wearing surface. Bridge is in good condition.
212 KILDOW-HANDE CRK Rating 80.98	Timber substructure, timber piling. Timber beams with timber deck. Bridge is in good condition.
221 LAURIER Rating 92.05	Reinforced concrete substructure. Drilled shafts at the center pier. Pile supported footing on north end. Spread footing on south end. Prestressed concrete beams. Cast-in-place concrete deck. Bridge is in good condition.
222 ROCKCUT Rating 94.94	Reinforced concrete substructure, spread footings. Post-tensioned concrete girders. Concrete deck. Asphalt wearing surface. Bridge is in good condition.
223 ORIENT Rating 99.74	Reinforced concrete substructure, spread footings. Prestressed concrete girders. Cast-in-place deck. Bridge is in good condition.
224 BARSTOW Rating 93.81	New bridge is open. Post tensioned concrete girders. West footing pile supported, east footing on bedrock.
225 NAPOLEON Rating 86.17	Three span bridge. Drilled shafts at interior piers. Piling supported abutments. Prestressed concrete girders with a cast-in-place deck. Bridge is in good condition.
226 HEDLUND Rating 97.94	Two span concrete bridge. Footings on bedrock. Post tensioned girders, with cast in place deck. Bridge is in new condition.
229 MILL CREEK Rating 91.40	Piling supported abutments. Prestressed concrete girders, concrete deck. Asphalt wearing surface. Bridge is in good condition.
230 GARVEY Rating 56.47	Reinforced concrete substructure. Concrete footings. Steel welded girders. Corrugated metal decking. Asphalt wearing surface. Bridge condition is OK.
231 BUCKLEY Rating 81.53	Reinforced concrete substructure. Concrete footings. Laminated timber T beams. Timber deck. Asphalt wearing surface. Bridge is in good condition.

232 COUTTS Rating 89.79	Reinforced concrete substructure. Concrete footings. Prestressed concrete T beams, concrete deck. Asphalt wearing surface. Bridge is in good condition.
233 WEST DOMINION Rating 85.79	Reinforced concrete substructure, concrete footings. Prestressed concrete girders, concrete deck. Asphalt wearing surface. Bridge is in good condition.
234 LOWER S. FORK. MILL CRK. Rating 96.96	Timber substructure, timber sill footings. Timber beams and deck. Bridge is in good condition.
241 MORROW STRUCT. Rating 72.24	Timber substructure, timber sill footings. Timber beams and deck. Bridge is in good condition.
243 UPPER S. FORK MILL CRK. Rating 74.86	Timber substructure, timber sill footings. Timber beams and deck. Bridge is in good condition.
244 MORROW 360 Rating 75.71	Timber substructure, timber sill footings. Timber beams and deck. Bridge is in good condition.
253 ARDEN BRIDGE Rating 64.32	Reinforced concrete substructure, concrete footing. Steel welded girders with corrugated metal decking. Asphalt wearing surface. Bridge condition OK.
254 OLD ARDEN Rating 48.30	Reinforced concrete substructure, concrete footing. Reinforced concrete beams, concrete deck. Asphalt wearing surface. Bridge condition poor. Should consider replacement.
255 LEEPER Rating 79.96	Reinforced concrete substructure, concrete footings. Steel H beams. Timber deck. Bridge is in good condition.
256 HAPPY VALLEY Rating 72.73	Reinforced concrete substructure, concrete footings. Prestressed concrete T beams, concrete deck. Asphalt wearing surface. Bridge is in good condition.
257 STRUPLE Rating 70.52	Reinforced concrete substructure, concrete footings. Steel welded girders. Corrugated metal decking. Asphalt wearing surface. Bridge is in good condition.
259 LAKESIDE Rating 67.02	Timber substructure, timber sill footing. Timber beams, timber deck. Asphalt wearing surface. New guardrail installed 2002. Bridge condition OK.
263 CARLIN Rating 69.95	Timber substructure, timber sill footing. Timber beams, timber deck. Asphalt wearing surface. Bridge is in good condition.
264 UPPER ROCKY CREEK Rating 98.97	Bridge replaced in 2007. Prestressed concrete beams and concrete deck.

2012-2017 TIP

2012	2013	2014	2015	2016	2017
Swenson S. (PE) Gardenspot (PE) Blue Crk. (CN) Aladdin (1) (CN)	Aladdin (2) (PE) Gardenspot (CN) Swenson S. (CN)	Swenson S. (2) (PE) Aladdin (2) (CN)	Flowery Trail (PE) Swenson S. (2) (CN)	Flowery Trail (CN)	Williams Lk/Orin Rice (CN)

ALADDIN (1) - 3R - 9.00-12.50 SWENSON S. - 3R - 0.00-2.46
ALADDIN (2) - RC - 22.50-25.50 SWENSON S.(2) - RC - 2.46-5.49

STEVENS COUNTY
2012 ROAD FUND REVENUE/EXPENDITURE ANALYSIS
FUND No. 110.000.010

REVENUE

Bars No.	Revenue Source Description	2012 Estimate	2013 Estimate	2014 Estimate	2015 Estimate	2016 Estimate	2017 Estimate
308.00.00.0000	Beginning Cash	\$3,500,000	\$2,904,600	\$2,530,472	\$2,784,361	\$2,727,501	\$2,507,778
311.10.00.0000	Real Property Tax	\$4,628,000	\$4,813,120	\$5,005,645	\$5,205,871	\$5,414,105	\$5,630,670
312.20.00.0000	County Timber Tax	\$175,000	\$182,000	\$189,280	\$196,851	\$204,725	\$212,914
317.20.00.0000	Leasehold Tax	\$2,000	\$2,000	\$2,000	\$2,000	\$2,000	\$2,000
322.41.00.0000	Approach Permits	\$2,500	\$2,500	\$2,500	\$2,500	\$2,500	\$2,500
322.42.00.0000	Utility Permits	\$8,000	\$8,000	\$8,000	\$8,000	\$8,000	\$8,000
333.10.60.0010	Federal Forest Yield	\$200,000	\$0	\$0	\$0	\$0	\$0
Federal Funded Construction (TEA-21/FHWA/WSDOT)							
333.20.21.8010	Flowers Trail Pvmnt Preservation (2R)				\$21,000	\$450,000	
333.20.23.8000	Gardenspot HMA Pvmnt. Pres. (2R)	\$43,000	\$1,500,000				
333.20.23.7900	Swenson S.		\$1,800,000				
333.03.70.7990	Swenson S. (2)				\$1,000,000		
333.03.70.7930	Aladdin (1)	\$432,500					
333.03.70.8020	Williams Lk/Orin Rice Rds Pvmnt Pres.						\$900,000
State Funded Construction (RAP)							
334.03.70.7670	Blue Creek	\$2,200,000					
334.03.70.7930	Aladdin (1)	\$1,570,000					
334.03.70.7980	Aladdin (2)		\$100,000	\$1,595,000			
334.03.70.7900	Swenson S.	\$47,000	\$720,000				
334.03.70.7990	Swenson S. (2)			\$100,000	\$1,196,000		
State Funding/Misc							
334.03.72.0000	CAPP	\$525,000	\$530,250	\$535,553	\$540,908	\$546,317	\$551,780
336.00.89.0000	Motor Vehicle Fuel Tax	\$3,500,000	\$3,535,000	\$3,570,350	\$3,606,054	\$3,642,114	\$3,678,535
338.42.00.0000	Other Govt Maint./etc	\$40,000	\$40,000	\$40,000	\$40,000	\$40,000	\$40,000
341.00.00.0000	Charges/Services	\$18,500	\$18,500	\$18,500	\$18,500	\$18,500	\$18,500
361.11.00.0000	Interest	\$40,000	\$40,000	\$40,000	\$40,000	\$40,000	\$40,000
TOTAL REVENUE		\$16,931,500	\$16,195,970	\$13,637,299	\$14,662,044	\$13,095,763	\$13,592,677

EXPENDITURES

Bars No.	Expenditure Description	2012 Estimate	2013 Estimate	2014 Estimate	2015 Estimate	2016 Estimate	2017 Estimate
508.00.00.0000	Ending Cash	\$2,904,600	\$2,530,472	\$2,784,361	\$2,727,501	\$2,507,778	\$3,466,261
519.00.00.0000	Reimburseables	\$35,000	\$35,000	\$35,000	\$35,000	\$35,000	\$35,000
542.00.00.0000	Roadway Preservation	\$2,128,000	\$2,074,450	\$1,892,750	\$2,167,250	\$2,540,750	\$2,484,500
542.00.00.0000	Roadway Maintenance	\$5,116,000	\$5,243,900	\$5,374,998	\$5,509,372	\$5,647,107	\$5,788,284
543.00.00.0000	Administration	\$844,400	\$865,510	\$887,148	\$909,326	\$932,060	\$955,361
544.00.00.0000	Miscellaneous Engineering & Data Coll	\$188,500	\$193,213	\$198,043	\$202,994	\$208,069	\$213,270
594.43.64.0000	Capital Outlay	\$50,000	\$50,000	\$50,000	\$50,000	\$50,000	\$50,000
594.43.65.0000	Miscellaneous Capital Construction and Emergency Operations	\$510,000	\$510,000	\$550,000	\$550,000	\$650,000	\$600,000
Grant Funded Construction Projects (CRPs)							
595.00.65.8010	Flowery Trail Pvmt Preservation (2R)				\$30,000	\$525,000	
595.00.65.8000	Gardenspot HMA Pvmt. Pres. (2R)	\$50,000	\$1,702,500				
595.00.65.7670	Blue Creek	\$2,650,000					
595.00.65.7930	Aladdin (1)	\$2,400,000					
595.00.65.7980	Aladdin (2)		\$110,000	\$1,755,000			
595.00.65.7900	Swenson S.	\$55,000	\$2,880,925				
595.00.65.7990	Swenson S. (2)			\$110,000	\$2,480,600		
395.00.65.8020	Williams Lk/Orin Rice Rds Pvmt Pres.						\$1,050,000
TOTAL EXPENDITURES		\$16,931,500	\$16,195,970	\$13,637,299	\$14,662,044	\$13,095,763	\$13,592,677

Revised: June 1, 2011

Revised by: JJW



From **2012** to **2017**

Agency: Stevens Co.

Co. No.: 33 Co. Name: Stevens Co.

City No.: 0000 MPO/RTPO: NON/NEW

Hearing Date: 6/27/2011

Adoption Date: _____

Amend Date: _____

Resolution No.: _____

Functional Class	Priority Number	Project Identification A. Federal Aid No. B. Bridge No. C. Project Title D. Street/Road Name or Number E. Beginning MP or Road - Ending MP or Road F. Describe Work to be Done	Improvement Type(s)	Status	Total Length	Utility Codes	Project Costs in Thousands of Dollars								Expenditure Schedule (Local Agency)				Federally Funded Projects Only			
							Project Phase	Phase Start (mm/dd/yyyy)	Fund Source Information						1st	2nd	3rd	4th Thru 6th	Envir. Type	R/W Required Date (MM/YY)		
									Federal Funding		State Fund Code	State Funds	Local Funds	Total Funds								
									Federal Fund Code	Federal Cost by Phase												
1	2	3	4	5	6	7	8	9	10	11	12	13	14	15	16	17	18	19	20	21		
07	1	Aladdin Road (1) 94350 from: 9.00 to: 12.5 Rehabilitate existing road, provide HMA and widen roadway.	07 05	S	3.5	P T	CN CN	5/1/2012 5/1/2012	STP(R)	433	RAP	1570	180 217	1750 650	1750 650					CE	No	
							Totals			433		1570	397	2400	2400							
07	2	Blue Creek Rd. 93110 from: 0.00 to: 5.87 Widen existing pavement. Provide CTB and HMA.	03 05	S	5.87	P T	CN	5/1/2012			RAP	2200	450	2650	2650					CE	No	
							Totals					2200	450	2650	2650							
07	3	Gardenspot Pavement Preservation (2R) Gardenspot from: 0.00 to: 7.19 Hot mix overlay/ Pavement preservation (2R)	07	S	7.19	T P	PE CN	1/1/2012 6/1/2013	STP(R) STP(R)	43 1500			7 202	50 1702	50		1702			CE	No	
							Totals				1543			209	1752	50		1702				
07	4	Swenson S. 17030 from: 0.00 to: 2.46 Minor widening. Provide CTB and HMA.	05 07	S	2.46	P T	PE CN CN	1/1/2012 5/1/2013 5/1/2013			RAP RAP	47 720	8 72	55 792	55		792			CE	No	
							Totals				1800		767	369	2936	55		2881				

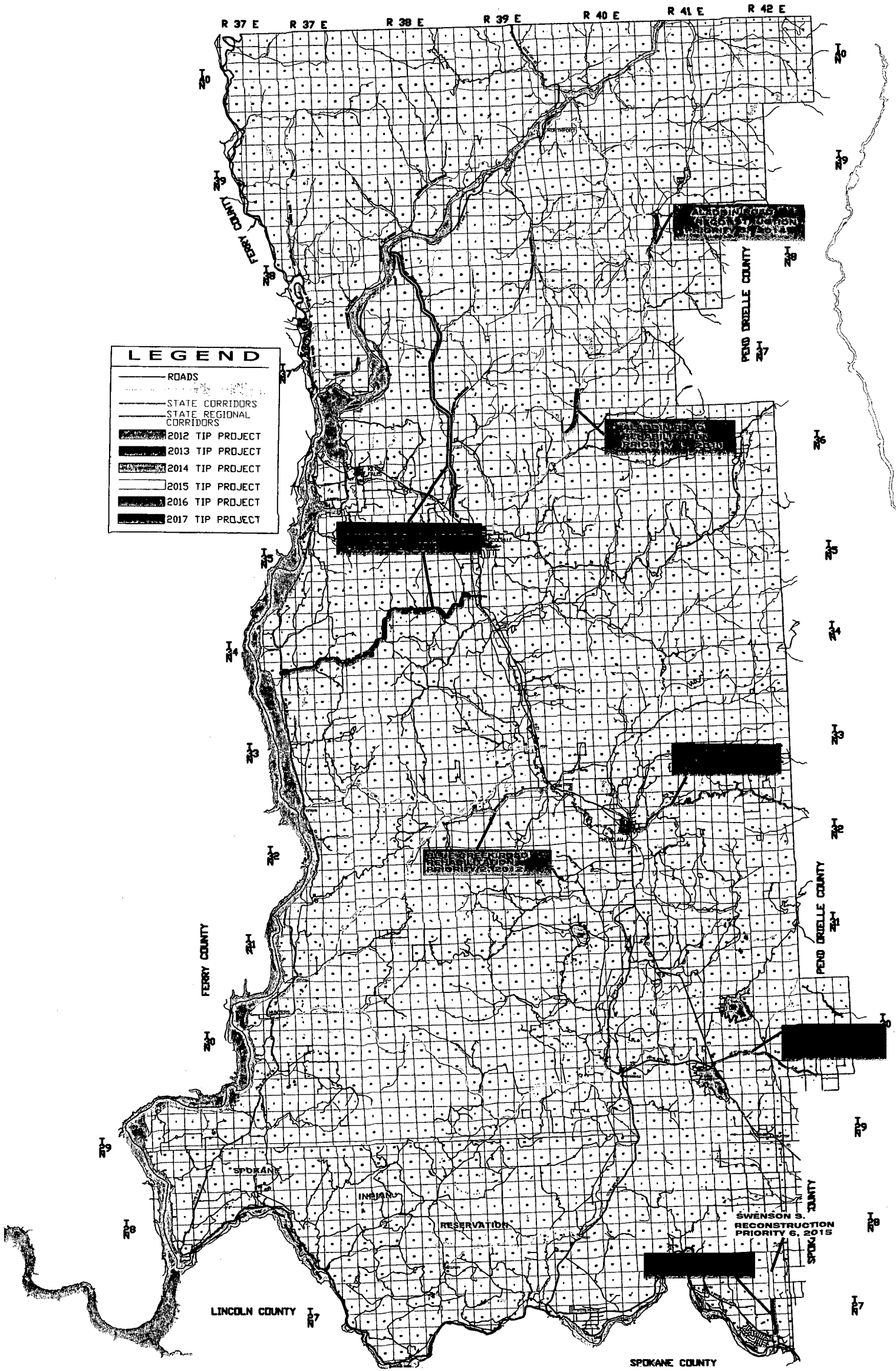
From 2012 to 2017

Agency: Stevens Co.
 Co. No.: 33 Co. Name: Stevens Co.
 City No.: 0000 MPO/RTPO: NON/NEW

Hearing Date: 6/27/2011 Adoption Date: _____
 Amend Date: _____ Resolution No.: _____

Functional Class	Priority Number	Project Identification						Project Costs in Thousands of Dollars								Expenditure Schedule (Local Agency)				Federally Funded Projects Only							
		A. Federal Aid No.	B. Bridge No.		Improvement Type(s)	Status	Total Length	Utility Codes	Project Phase	Phase Start (mm/dd/yyyy)	Fund Source Information						1st	2nd	3rd	4th Thru 6th	Envir. Type	R/W Required Date (MM/YY)					
		C. Project Title	D. Street/Road Name or Number								Federal Funding		State Fund Code	State Funds	Local Funds	Total Funds											
		E. Beginning MP or Road - Ending MP or Road	F. Describe Work to be Done		Federal Fund Code	Federal Cost by Phase																					
1	2	3				4	5	6	7	8	9	10	11	12	13	14	15	16	17	18	19	20	21				
07	5	Aladdin (2) RC 94350		from: 22.50 to: 25.50		Widen existing pavement. Provide CTB and HMA.		03 05	S	3.00	P T	PE CN	1/1/2013 5/1/2014			RAP RAP	100 1595	10 160	110 1755		110		1755	CE	No		
										Totals				1695	170	1865		110	1755								
	6	Swenson S. (2) 17030		from: 2.46 to: 5.49		Widen existing pavement. Provide CTB and HMA.		03 05 07	S	3.03	P T	PE CN CN	1/1/2014 5/1/2015 5/1/2015		STP(R)	1000	RAP RAP	100 1196	10 121 163	110 1317 1163			110		1317 1163	CE	No
										Totals					1000	1296	294	2590			110	2480					
07	7	Flowery Trail Pavement Preservation (2R)				from: 0.00 to: 12.87		Pavement preservation (2R)/ BST		07	S	12.87	P T	PE CN	1/1/2015 6/1/2016	STP(R) STP(R)	21 450		9 75	30 525				30 525	CE	No	
										Totals					471		84	555				555					
07	8	Williams Lk/Orin Rice Rds Pvmnt Pres 94050/93700		from: 0.00/0.00 to: 17.96/16.79		Bituminous Surface Treatment		07	P	34.75	T P	CN	5/1/2017	STP(R)	900			150	1050				1050	CE	No		
										Totals					900		150	1050			1050						
										Grand Totals for Stevens Co.					6147	7528	2123	15798	5155	4693	1865	4085					

Six Year Transportation Improvement Plan, 2012-2017 Stevens County, Washington



LEGEND	
	ROADS
	STATE CORRIDORS
	STATE REGIONAL CORRIDORS
	2012 TIP PROJECT
	2013 TIP PROJECT
	2014 TIP PROJECT
	2015 TIP PROJECT
	2016 TIP PROJECT
	2017 TIP PROJECT