

BEFORE THE BOARD OF STEVENS COUNTY COMMISSIONERS

IN THE MATTER OF ANNUAL BUDGETS
AND TAX LEVIES

Resolution No. 69-2013

ADOPTING A BUDGET AND FIXING THE
AMOUNT OF LEVIES FOR COLLECTION IN
CALENDAR YEAR 2014 AND
ESTABLISHING THE LIMIT FACTOR FOR
THE CURRENT EXPENSE AND ROAD
FUNDS

WHEREAS, the Board finds that the Board of County Commissioners for Stevens County has provided notice and conducted public hearings on the fiscal year 2014 budget on December 2, 2013; December 16, 2013 and December 23, 2013; AND

WHEREAS, the Board has reviewed all sources of revenue and examined all anticipated expenses and obligations for fiscal year 2014 and has determined that the taxing district requires an increase in property tax revenue from the previous year, in addition to that resulting from the addition of new construction and improvements to property and any increase in the value of state-assessed property and amounts for refunded taxes, in order to discharge the expected expenses and obligations of the district; AND,

WHEREAS, the Board has determined and finds that due to the impacts of various economic factors, including inadequate funding from the State to comply with escalating governmental and criminal justice costs including, but not limited to criminal justice (Prosecutor, Public Defender, and Correctional Facilities), Courts, and other public safety offices/departments, and, with regard to County Road Fund to fund establishing, laying out, constructing, altering, repairing, improving and maintaining county roads, bridges for vehicle and other property purposes, there is a substantial need to use the limit factor specified in RCW Chapter 84.55 of one hundred one percent of taxes collected in 2013; and

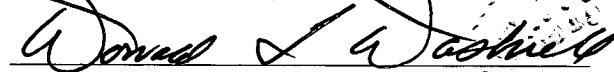
NOW, THEREFORE, IT IS HEREBY RESOLVED AND ORDERED:

The budget for fiscal year 2014 for Stevens County, Washington, including receipts, disbursements and the amounts proposed to be raised by taxation, together with the levies therefore, is hereby adopted as set forth in Exhibit A attached hereto and incorporated herein;


Passed by the Board of Stevens County Commissioners meeting in regular session at Colville, Washington, by the following vote, then signed by its membership and attested to by its Clerk in authorization of such passage the 23rd day of December, 2013.

3 YEA; 0 NAY; 0 ABSTAIN; and 0 ABSENT

BOARD OF COUNTY COMMISSIONERS OF
STEVENS COUNTY, WASHINGTON




Chairman Don Dashiell



Commissioner Wes McCart


Attest:



Polly Coleman
Clerk of the Board



Commissioner Steve Parker



Two-page Exhibit A to Resolution #69-2013

STEVENS COUNTY
 2014 BUDGET - ALL COUNTY FUNDS
 Approved December 23, 2013

FUND TITLE	Beg Cash Available	Revenues	Expenditures	Ending Cash
Current Expense	\$ 1,900,000	\$ 14,779,293	\$ 15,412,524	\$ 1,266,769
Performing Arts & Tourism	54,653	28,000	25,000	57,653
Crime Victims	52,184	25,200	25,200	52,184
Road	2,590,449	11,895,400	12,295,400	2,190,449
Paths & Trails	205,308	18,090	-	223,398
NEWACS	3,127,181	6,003,576	6,003,576	3,127,181
Very-Low Income Housing	45,413	46,500	46,500	45,413
Homelessness - New fund in 2014	226,781	237,500	237,500	226,781
Veterans Relief	43,556	48,000	48,000	43,556
Law Library	39,105	12,000	12,000	39,105
Auditor O&M	69,306	80,000	147,900	1,406
Elections - Move to Current Expense	-	-	-	-
Northeast Washington Fair	5,870	80,400	80,400	5,870
Treasurer's O&M	49,342	50,000	50,000	49,342
Weed Control	256,043	276,150	266,366	265,827
WRIA 59 (closed in 2013)	-	-	-	-
Family Law Court Facilitator	13,455	7,000	7,000	13,455
Loon Lake Management District 2-2008	-	2,000	2,000	-
Little Pend Oreille Management District 1-2008	2,918	1,000	3,918	-
Deer Lake Management District	13,479	30,000	30,000	13,479
Loon Lake Management District 2-2013	-	46,000	46,000	-
Little Pend Oreille Management District 1-2013	10,000	25,000	35,000	-
Drug Investigation	61,426	15,000	15,000	61,426
State Drug Forfeiture	35,468	15,000	15,000	35,468
Federal Drug Forfeiture	54,388	-	-	54,388
Sheriff Emergency Communications	119,064	1,230,191	1,230,191	119,064
Inmate Welfare	1,812	10,000	10,000	1,812
Trail Court Improvement	64,873	24,000	24,000	64,873
REET Technology	31,868	-	-	31,868
G.O. Bond	100,480	349,454	400,707	49,227
General Capital Projects	300,000	225,000	225,000	300,000
Public Facilities (.09)	650,000	330,000	225,293	754,707
Sheriff Ambulance	406,567	720,020	735,721	390,866
Solid Waste Operations	215,057	2,296,238	2,317,209	194,086
Land Fill Closure	1,706,529	77,141	-	1,783,670
Land Fill Post Closure	816,570	44,945	-	861,515
TOTAL COUNTY ACTIVITY	13,269,145	39,028,098	39,972,405	12,324,838
Equipment Replacement	950,000	11,352,302	11,069,011	1,233,291
Current Expense Vehicle Replacement - New in 2014	-	200,000	200,000	-
Informational Service	-	1,728,000	1,728,000	-
Insurance Service	198,497	767,582	767,582	198,497
TOTAL COUNTY FUNDS	\$ 14,417,642	\$ 53,075,982	\$ 53,736,998	\$ 13,756,626

STEVENS COUNTY
 2014 CURRENT EXPENSE BUDGET
 Approved December 23, 2013

	2013 Revised Budget	2014 Preliminary Budget	Changes	2014 Final Budget
BEGINNING CASH	\$ 1,840,252	\$ 1,313,567	\$ 586,433	\$ 1,900,000
CURRENT EXPENSE FUND - REVENUES				
General Government	10,538,595	10,607,800	(1,073,000)	9,534,800
Pass Through Grants	580,000	470,000	(55,000)	415,000
Assessor	273,000	3,000		3,000
Auditor	353,200	328,000	30,000	358,000
CASA	63,000	63,000	2,500	65,500
Clerk - Superior Court	205,341	188,814	688	189,502
Commissioners	15,400	5,000	13,500	18,500
Coroner	18,400	18,000	500	18,500
District Court	462,520	493,400	(5,000)	488,400
Elections	-	55,000		55,000
WSU Extension	1,000	-	126,243	126,243
Fairground Facilities	68,000	57,000	103,500	160,500
Juvenile Services	305,300	299,580	341,615	641,195
Land Services	263,100	245,100	396,000	641,100
Prosecuting Attorney	327,160	252,920	25,125	278,045
Child Support	261,000	210,000	16,000	226,000
Sheriff's Office	571,167	523,289	451,514	974,803
Sheriff Emergency Services	263,655	46,274	(8,994)	37,280
Sheriff's Jail	237,400	205,300		205,300
Superior Court	155,400	152,171	4	152,175
Treasurer	135,500	162,428	28,022	190,450
C. E. Total Revenues	\$ 15,098,138	\$ 14,386,076	\$ 393,217	14,779,293
CURRENT EXPENSE FUND - EXPENDITURES				
General Government	1,793,776	1,520,000	(914,373)	605,627
Accumulated Severance	50,000	40,000		40,000
Assessor	1,074,300	886,000	(55,000)	831,000
Auditor	625,000	563,000	60,000	623,000
CASA	164,400	167,000	(3,000)	164,000
Clerk - Superior Court	338,500	349,500	(2,900)	346,600
Commissioners	380,000	394,300	22,200	416,500
Coroner	180,000	165,400	11,500	176,900
District Court	577,500	596,600	8,400	605,000
Elections	-	292,500	(5,200)	287,300
WSU Extension	163,500	164,800	(26,366)	138,434
Facilities	427,500	421,300	18,100	439,400
Fairground Facilities	164,000	159,800	700	160,500
Indigent Legal Defense	-	-	478,000	478,000
Juvenile Services	992,300	1,010,400	(62,400)	948,000
LEOFF Retirement	149,000	120,000	(10,000)	110,000
Land Services	579,400	594,700	402,500	997,200
Prosecuting Attorney	1,068,000	1,070,000	41,800	1,111,800
Child Support	215,000	210,000	16,000	226,000
Pass Through Grants & Payments	580,000	470,000	(55,000)	415,000
Public Health	-	-	514,463	514,463
Sheriff's Office	3,656,000	3,858,336	(229,336)	3,629,000
Sheriff Emergency Services	303,103	90,414	(6,014)	84,400
Sheriff's Jail	1,167,100	1,115,500	(17,000)	1,098,500
Superior Court	580,500	508,500	43,300	551,800
Treasurer	395,944	430,000	(15,900)	414,100
C. E. Total Expenditures	15,624,823	15,198,050	214,474	15,412,524
NET CASH CHANGE FOR THE YEAR	(526,685)	(811,974)	178,743	(633,231)
ENDING CASH BALANCE	1,313,567	501,593	765,176	1,266,769
Reserved Cash for:				
State Boating Enforcement	(57,889)	(57,889)		(57,889)
Sheriff Deputy Grant	(57,250)	(57,250)	(57,250)	(114,500)
Unreserved Cash	\$ 1,198,428	\$ 386,454	\$ 707,926	\$ 1,094,380

1/12th of Expenditures without Pass-Through Grants

\$ 1,249,794